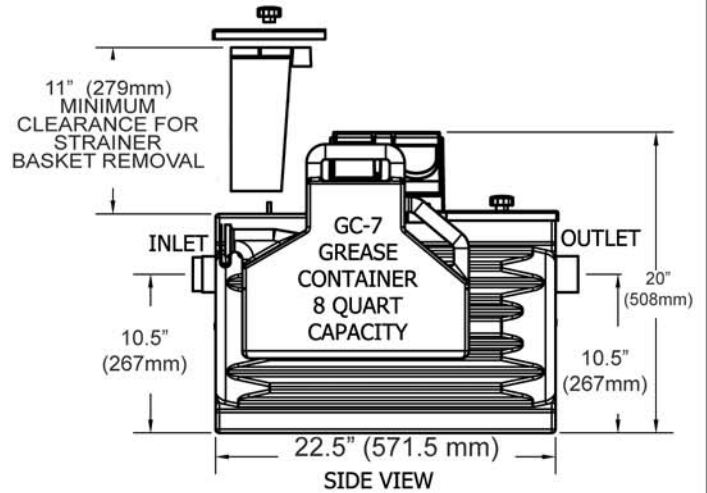
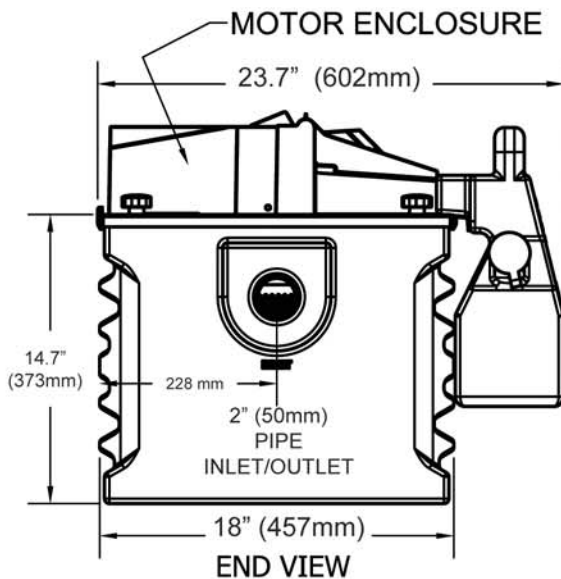
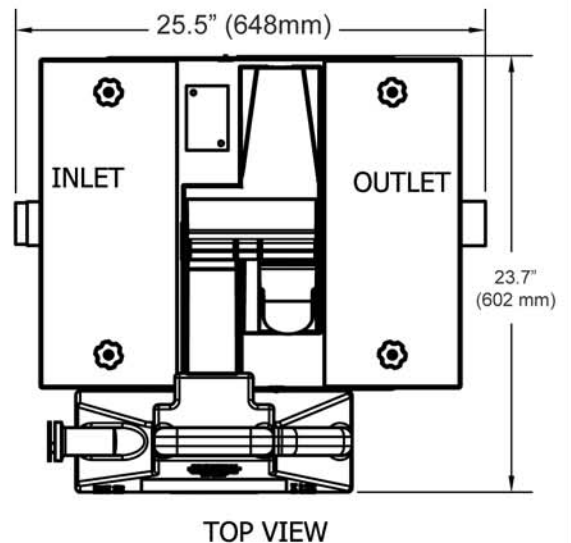


## Big Dipper® G Series Automatic Grease Removal Systems



### FEATURES:

- Fully automatic self cleaning cycle. Removes collected grease & oils from tank without any operator assistance. Comes complete with 24-hour timer and Grease Collector.
- Constructed of corrosion resistant materials suitable for installation in virtually any location.
- Integrated Motor/Grease Outlet/Lid enables a fast, do-it-yourself System operation reversal.
- Compact footprint.
- Two (2) No-Hub Connectors provided.



### TECHNICAL DATA

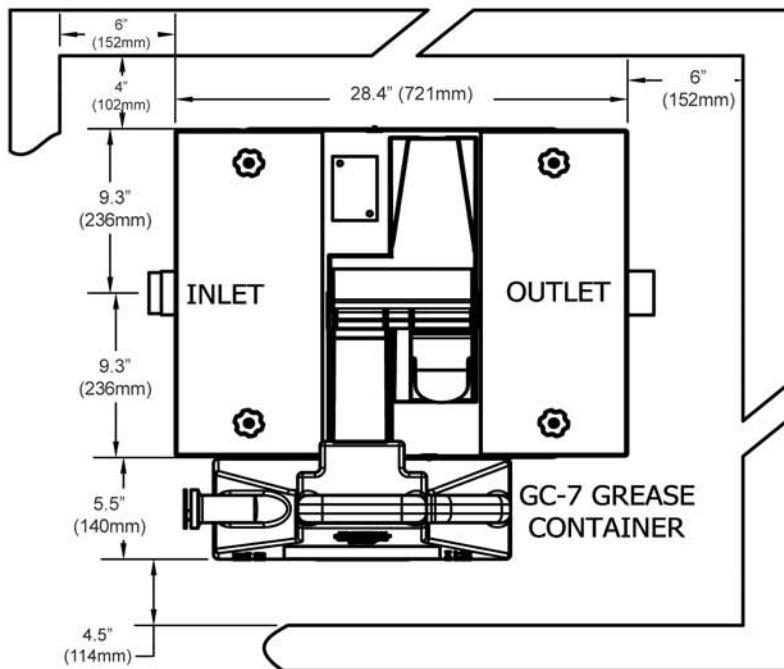
Materials:	Exterior: Rotationally Moulded Polyethylene and Powder Coated Steel
Electrical:	230 VAC, 50 Hz, 120 Watts (0.5 Amps)
Maximum Inlet Flow Rate:	1.6 l/s
Number of Skimming Wheels:	1
Skimming Rate:	9.08 kg/hr
Grease Retention Capacity:	22.7+ kg.
Internal Solids Strainer Capacity:	7 Litres

**Specialist  
Drainage &  
Waste  
Contractors**

**Big Dipper® G Series Automatic Grease Removal Systems**

**INSTALLATION INFORMATION**

**Suggested Minimum Footprint Dimensions**



**DO . . .**

Allow a minimum of 11" (28cm) clearance from top of tank for removal of unit lid.

READ instruction manual included with system before doing anything.

Install unit allowing for the minimum clearances shown.

Make piping connections with rubber "No Hub" connectors (provided).

Keep outlet piping as straight as possible. Use only "sweep" connections.

Install vent on outlet piping.

**Fill the tank with water before energising the power to the motor.**

Set Programmable Time Controller for proper operating times.

**DON'T . . .**

Install "P" trap on outlet connection of tank. (Note: the unit already has an internal gas trap).

Reduce pipe size on outlet piping.

NOTE: Drawing for reference only. Equipment must be installed in compliance with all applicable laws, regulations and codes, including plumbing codes. Installation should be performed by a qualified plumber.

**Job Specification:**

Grease and oils separator(s) shall be automatic grease/oil recovery system(s) as noted on plans.

**Separator Specifications:**

Furnish and install \_\_\_ Filta Group Limited Model No. G-25-230, rotationally moulded polyethylene automatic self-cleaning grease and oil recovery separator(s) for floor mounted or partially recessed installation, rated at 1.6 litres per second peak flow, 22.7 kilograms of grease capacity and including as an integral part of the System, 1 rotating gear hydrophobic wheel assembly for automatic grease/oil removal, an integral flow control device, an integral gas trap, an integral programmable 24-hour multi-event time control, a field reversible motor location, a field reversible grease/oil sump outlet, powder coated steel lid, a gasketed and fully removable lid, a lift-out strainer basket access, an internal strainer basket for collection of coarse solids, and a separate grease and oils collection container. Electric assembly shall be tested to comply with pertinent sections of the Standards for Safety ANSI/UL 73 and/or ANSI/UL 1004. Electric motor equipped with overload protection. Two (2) no-hub connectors for plumbing connection provided.